



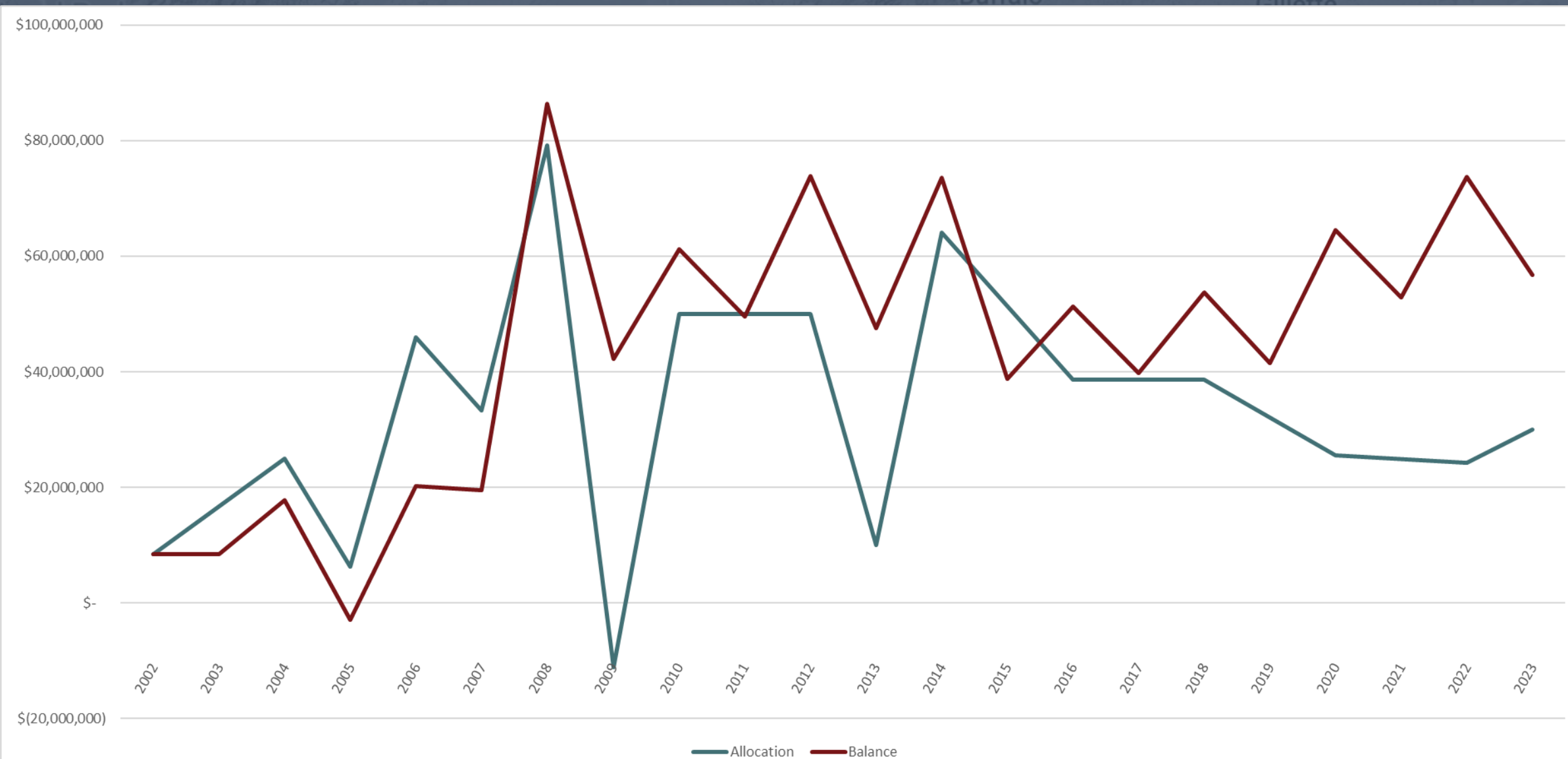
BRC Data Deep Dive



LEADING ECONOMIC GROWTH • BUILDING RESILIENT COMMUNITIES • CREATING OPPORTUNITIES TO THRIVE

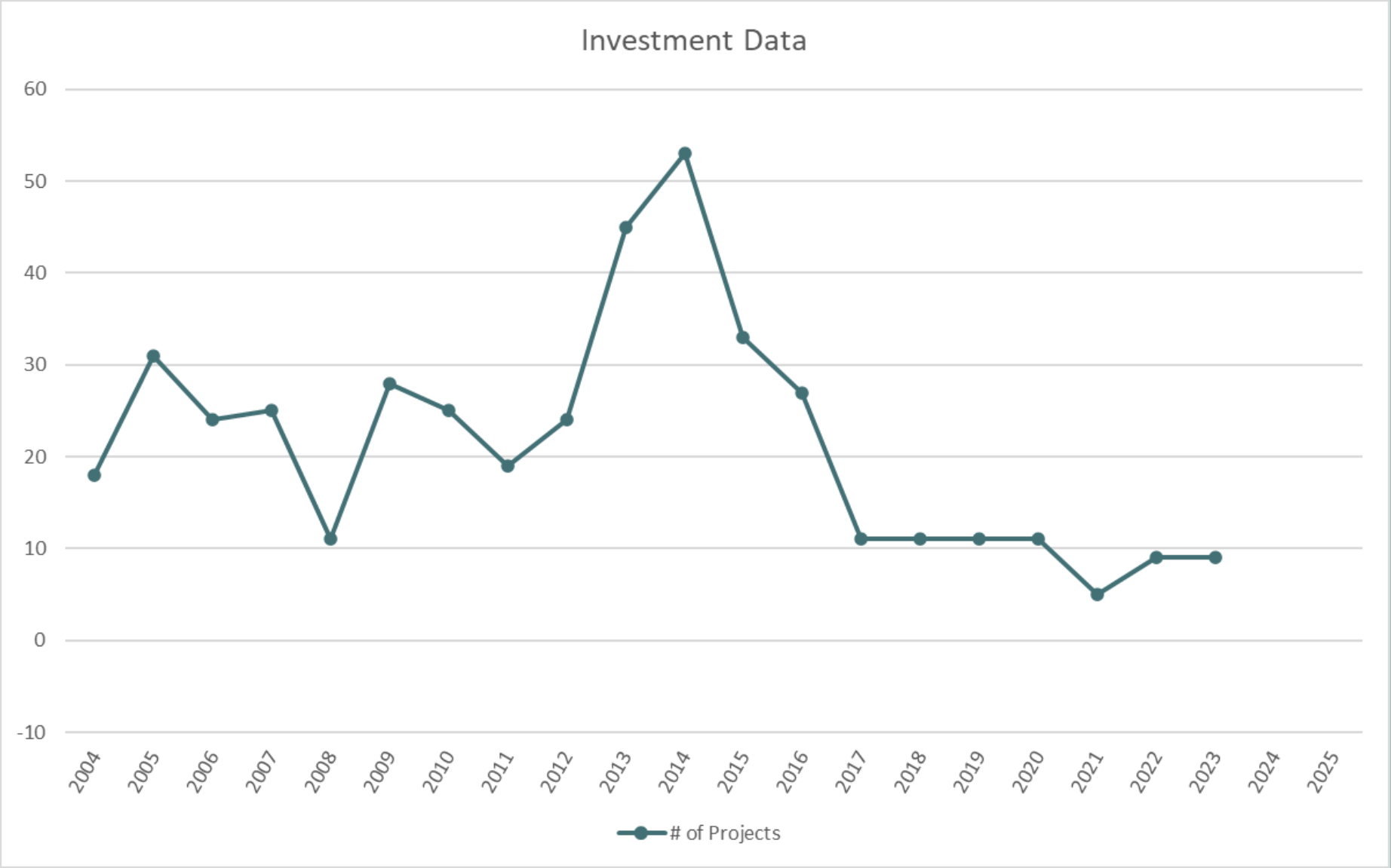


BRC Allocation Report





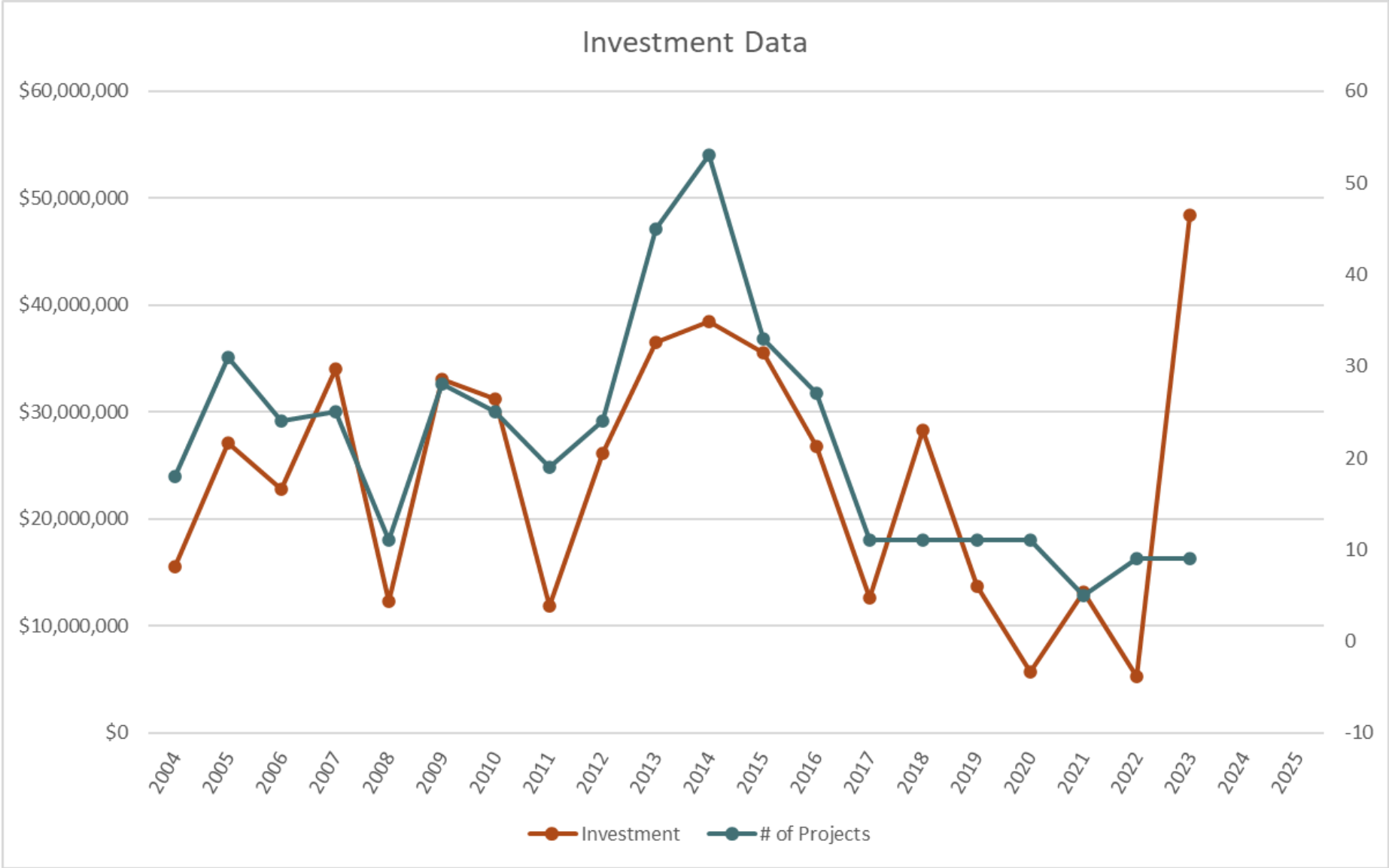
Projects Per Year



Year	# of Projects
2004	18
2005	31
2006	24
2007	25
2008	11
2009	28
2010	25
2011	19
2012	24
2013	45
2014	53
2015	33
2016	27
2017	11
2018	11
2019	11
2020	11
2021	5
2022	9
2023	9



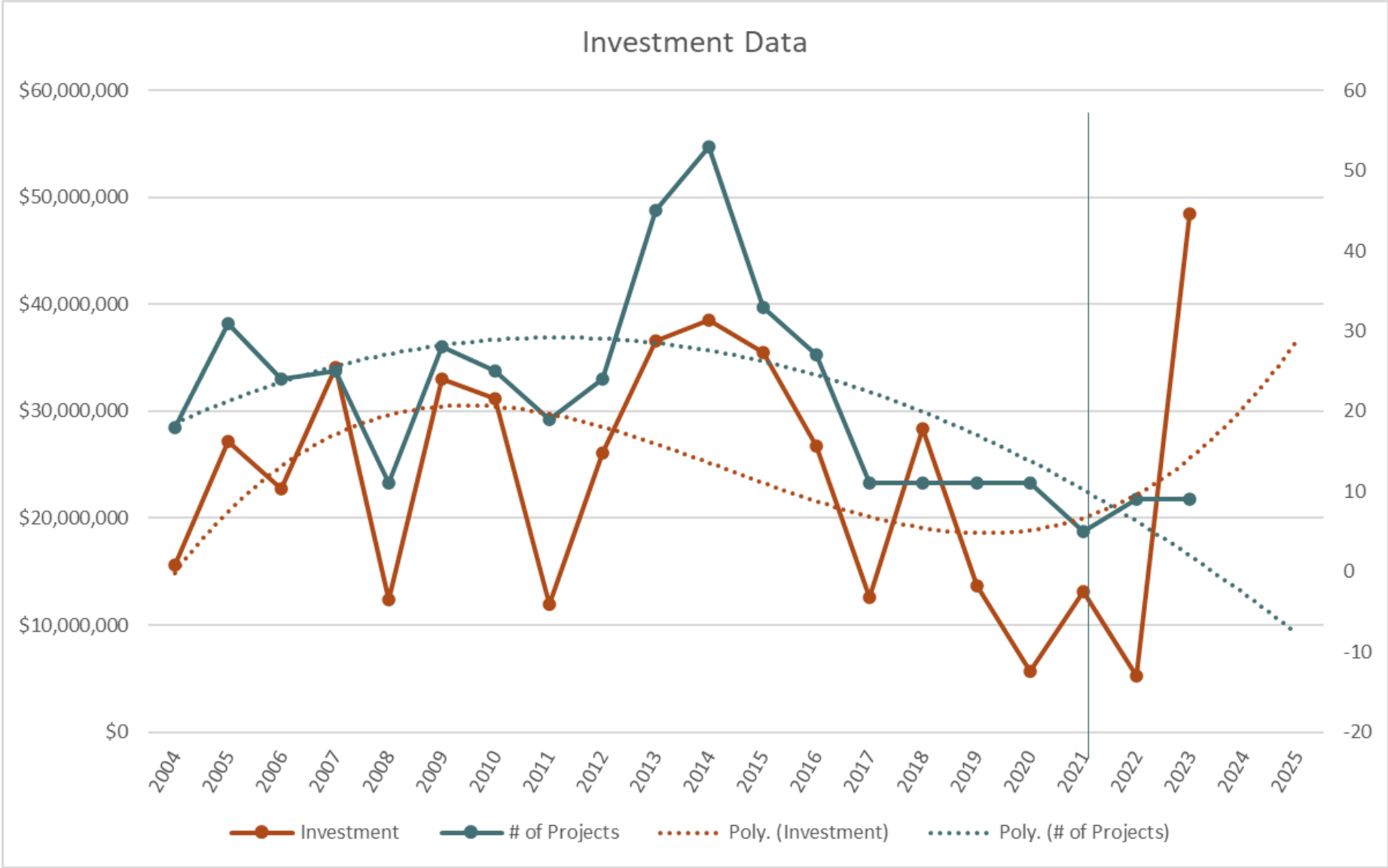
Investment Per Year



Year	Investment
2004	\$15,568,111
2005	\$27,152,769
2006	\$22,745,405
2007	\$34,057,015
2008	\$12,346,426
2009	\$33,005,547
2010	\$31,213,653
2011	\$11,927,064
2012	\$26,108,715
2013	\$36,565,561
2014	\$38,491,526
2015	\$35,507,180
2016	\$26,785,129
2017	\$12,607,075
2018	\$28,341,539
2019	\$13,705,245
2020	\$5,676,637
2021	\$13,169,502
2022	\$5,284,132
2023	\$48,445,738



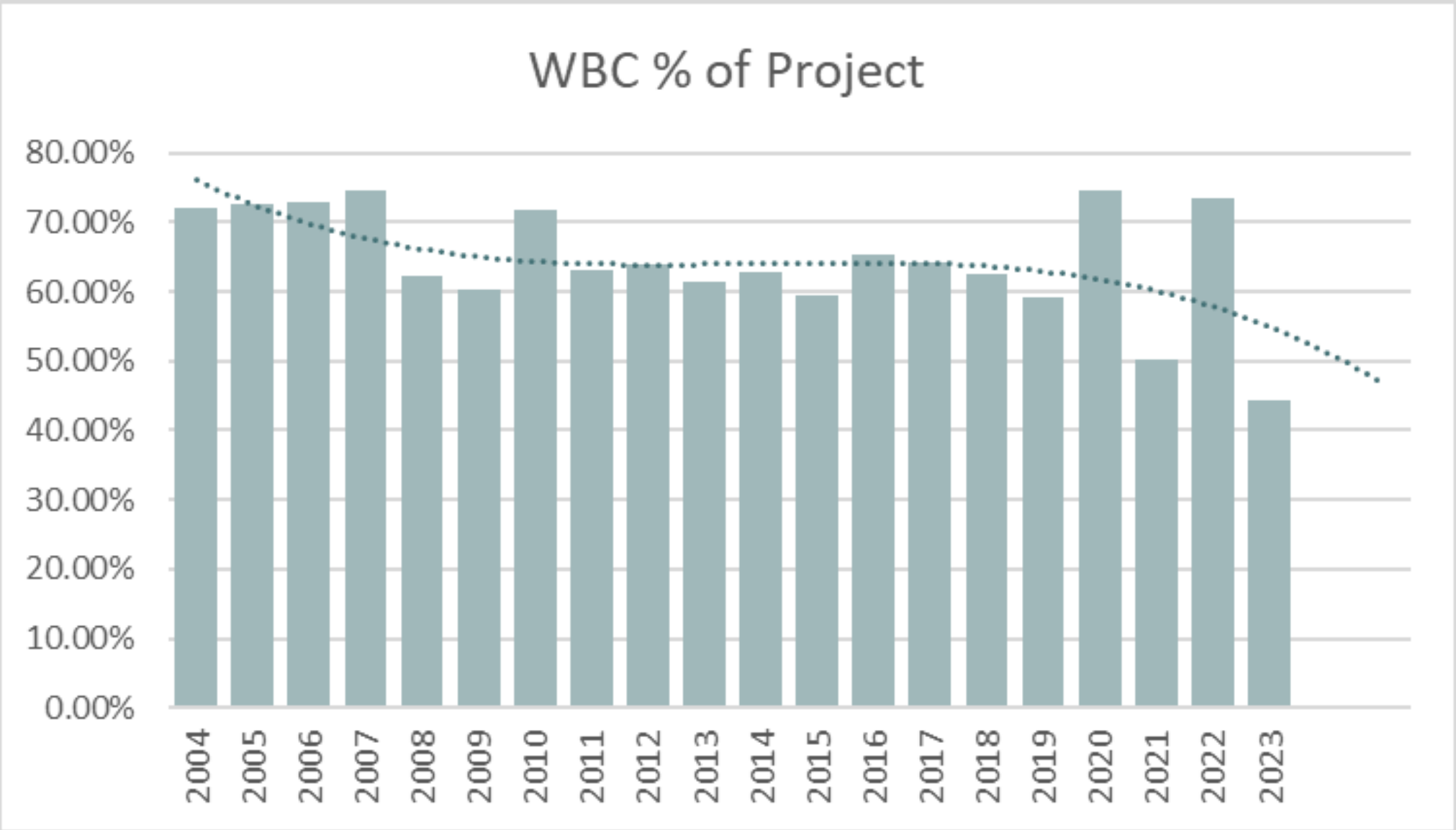
Investment Per Year



Year	Investment
2004	\$15,568,111
2005	\$27,152,769
2006	\$22,745,405
2007	\$34,057,015
2008	\$12,346,426
2009	\$33,005,547
2010	\$31,213,653
2011	\$11,927,064
2012	\$26,108,715
2013	\$36,565,561
2014	\$38,491,526
2015	\$35,507,180
2016	\$26,785,129
2017	\$12,607,075
2018	\$28,341,539
2019	\$13,705,245
2020	\$5,676,637
2021	\$13,169,502
2022	\$5,284,132
2023	\$48,445,738



WBC Percent of Project Funding





SLICES



Project Percentages

2004-2015

Program Type	Grant Award	Loan Award	Total Funded	Count	Percentage
Business Committed	\$121,941,732	\$3,921,423	\$127,863,155	90	38.17%
Managed Data Center	\$13,052,665	\$0	\$13,052,665	6	3.90%
Community Readiness	\$138,999,735	\$8,645,046	\$155,944,781	119	46.55%
Community Enhancemen	\$34,911,350	\$2,047,871	\$36,959,221	81	11.03%
BRC Planning	\$1,169,150	\$0	\$1,169,150	40	0.35%
Total	\$310,074,632	\$14,614,340	\$334,988,972	336	



Project Percentages

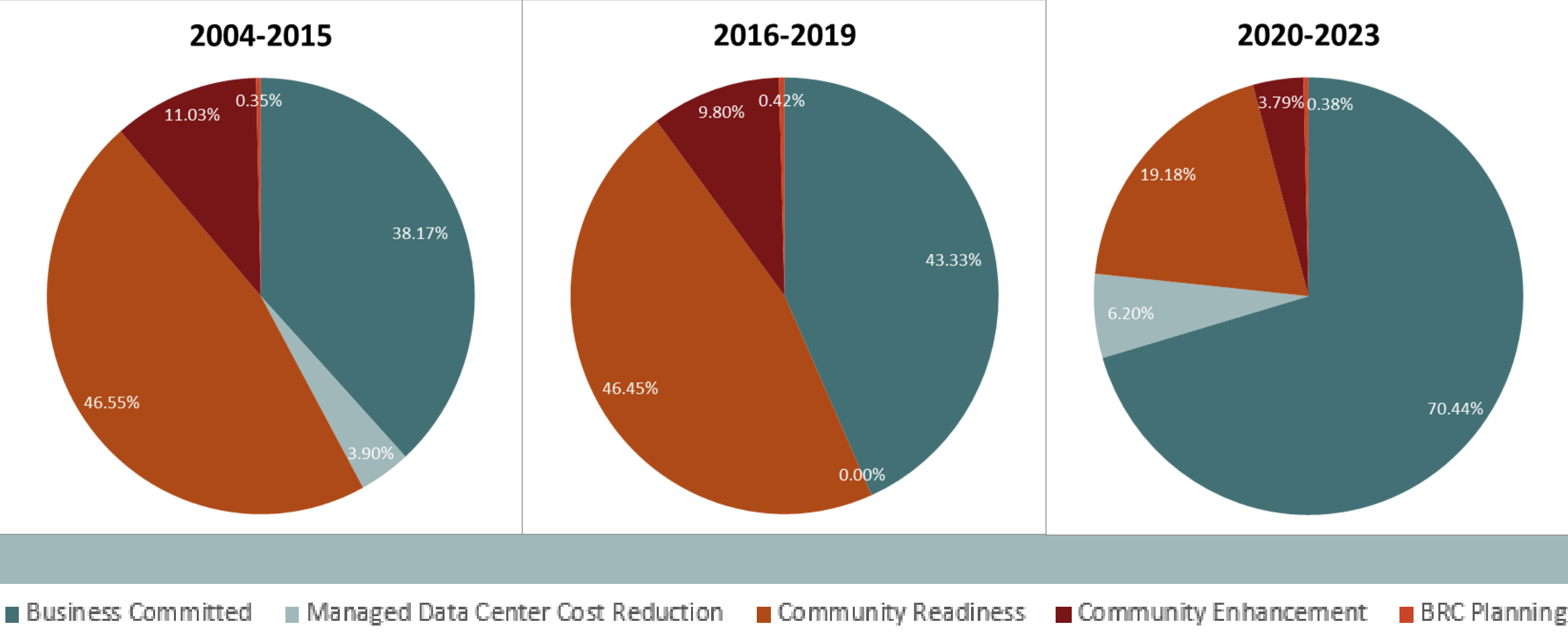
2016-2019					
Program Type	Grant Award	Loan Award	Total Funded	Count	Percentage
Business Committed	\$30,569,286	\$4,720,011	\$35,289,297	12	43.33%
Managed Data Center	\$0	\$0	\$0	0	0.00%
Community Readiness	\$33,651,132	\$4,177,901	\$37,829,033	20	46.45%
Community Enhancement	\$7,784,315	\$194,316	\$7,978,631	18	9.80%
BRC Planning	\$342,027	\$0	\$342,027	10	0.42%
Total	\$72,346,760	\$9,092,228	\$81,438,988	60	



Project Percentages

2020-2023					
Program Type	Grant Award	Loan Award	Total Funded	Count	Percentage
Business Committed	\$40,696,449	\$10,426,288	\$51,122,737	9	70.44%
Managed Data Center	\$4,500,000	\$0	\$4,500,000	2	6.20%
Community Readiness	\$13,922,716	\$0	\$13,922,716	9	19.18%
Community Enhancement	\$2,753,824	\$0	\$2,753,824	6	3.79%
BRC Planning	\$276,732	\$0	\$276,732	8	0.38%
Total	\$62,149,721	\$10,426,288	\$72,576,009	34	

Project Investment by Type

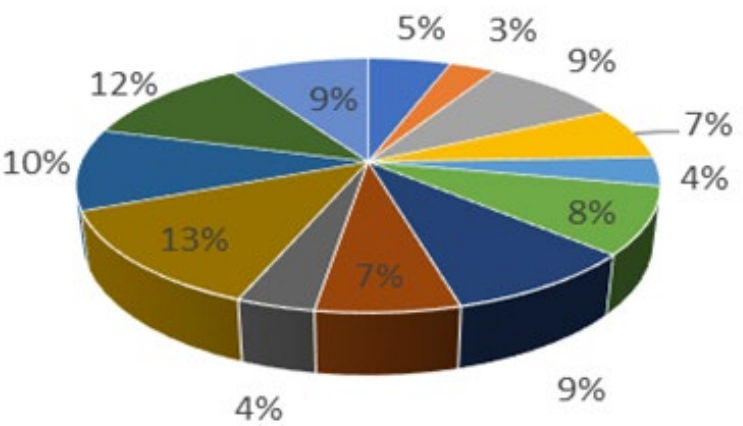




Industries Over Time by Count

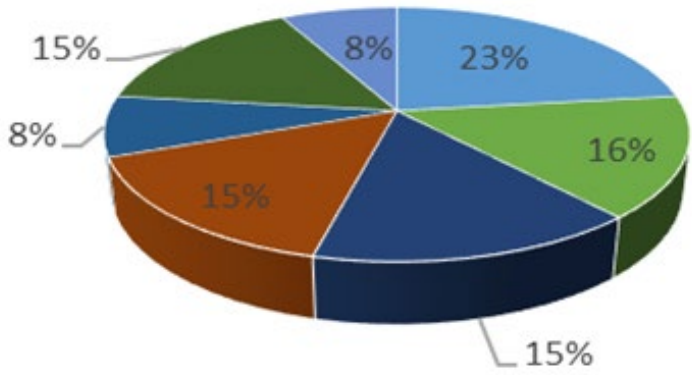
- Education
- Firearms
- Air
- Other
- R&D
- Agriculture
- Energy
- IT/Data
- Commercial/Retail
- CC/SC
- Health Care
- Outdoor Rec
- Manufacturing

2004 - 2015 Industry Type



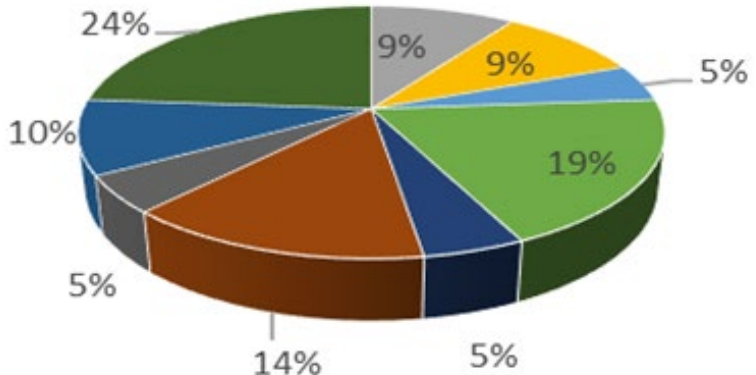
Energy	13%
Manufacturing	12%
Child Care/Senior	10%

2016 - 2019 Industry Type



Firearms	23%
Agriculture	16%
Manufacturing	15%

2020 - 2023 Industry Type

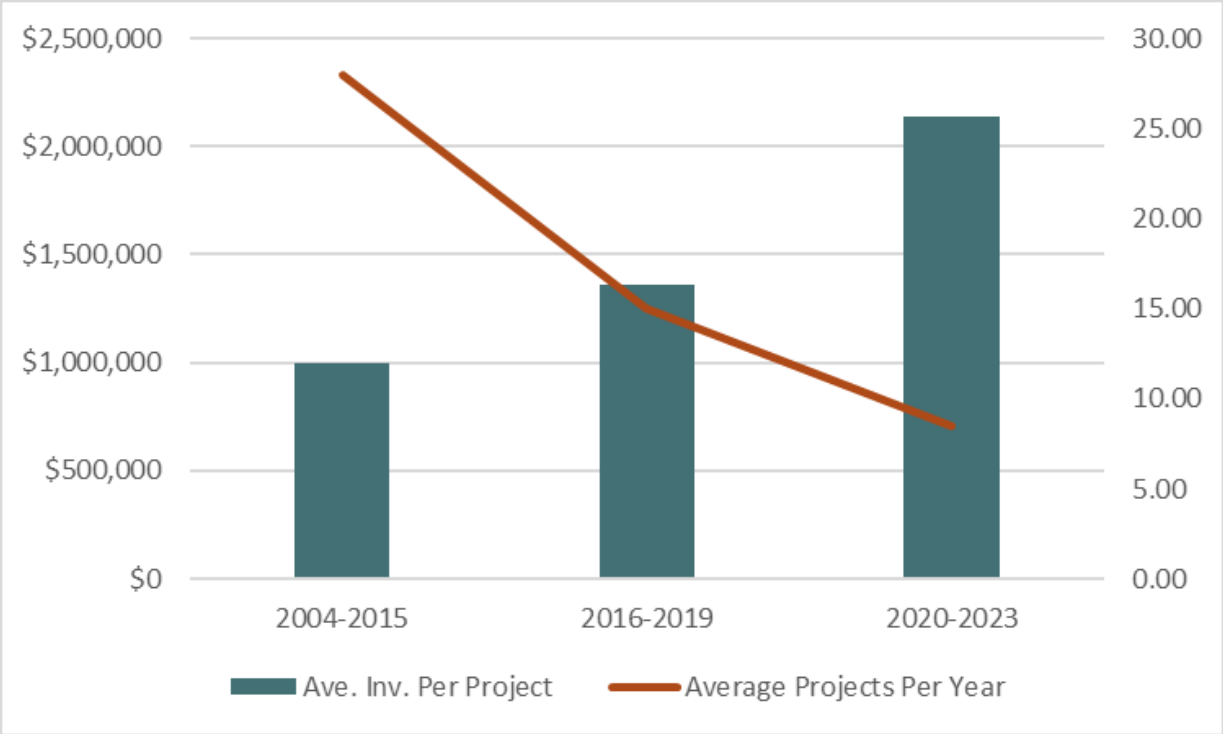


Manufacturing	24%
Agriculture	19%
Outdoor Rec	14%



Average Investment Per Project

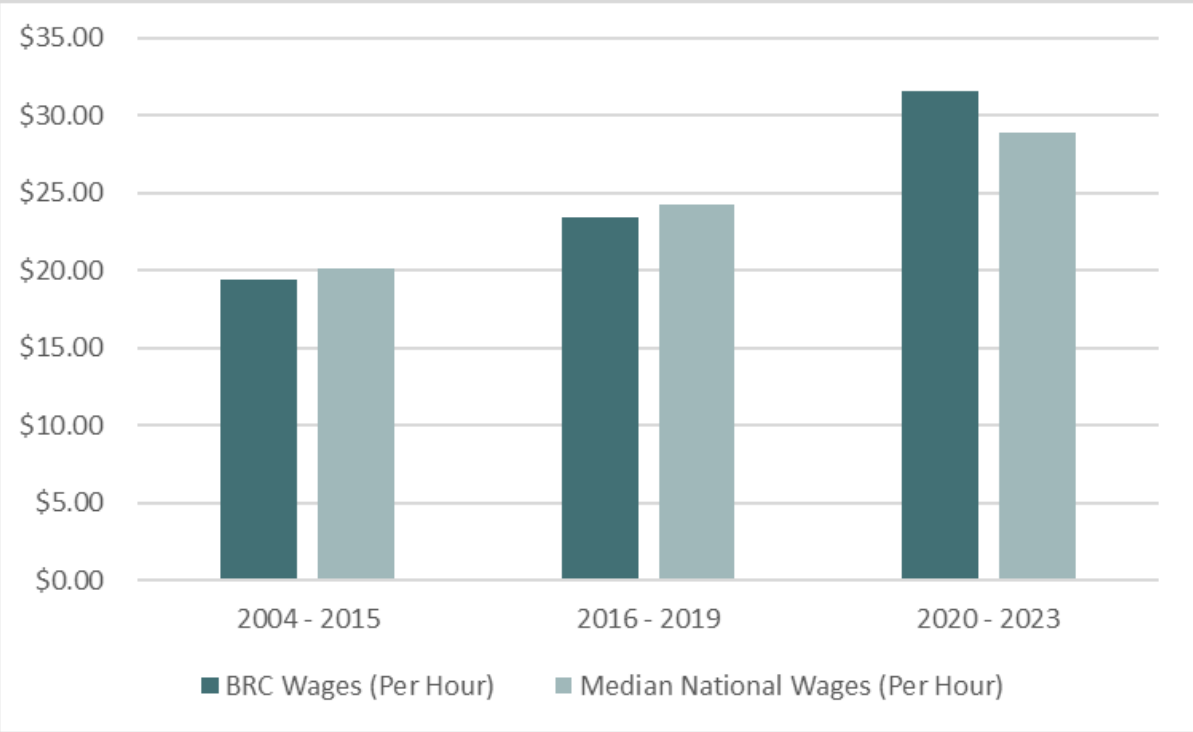
Time Range	Total Invested Amount	Ave. Inv. Per Project	Project Count	Average Projects Per Year
2004 - 2015	\$334,988,972	\$994,032.56	336	28.00
2016 - 2019	\$81,438,988	\$1,357,316.47	60	15.00
2020 - 2023	\$72,576,009	\$2,134,588.50	34	8.50





Wages Over Time

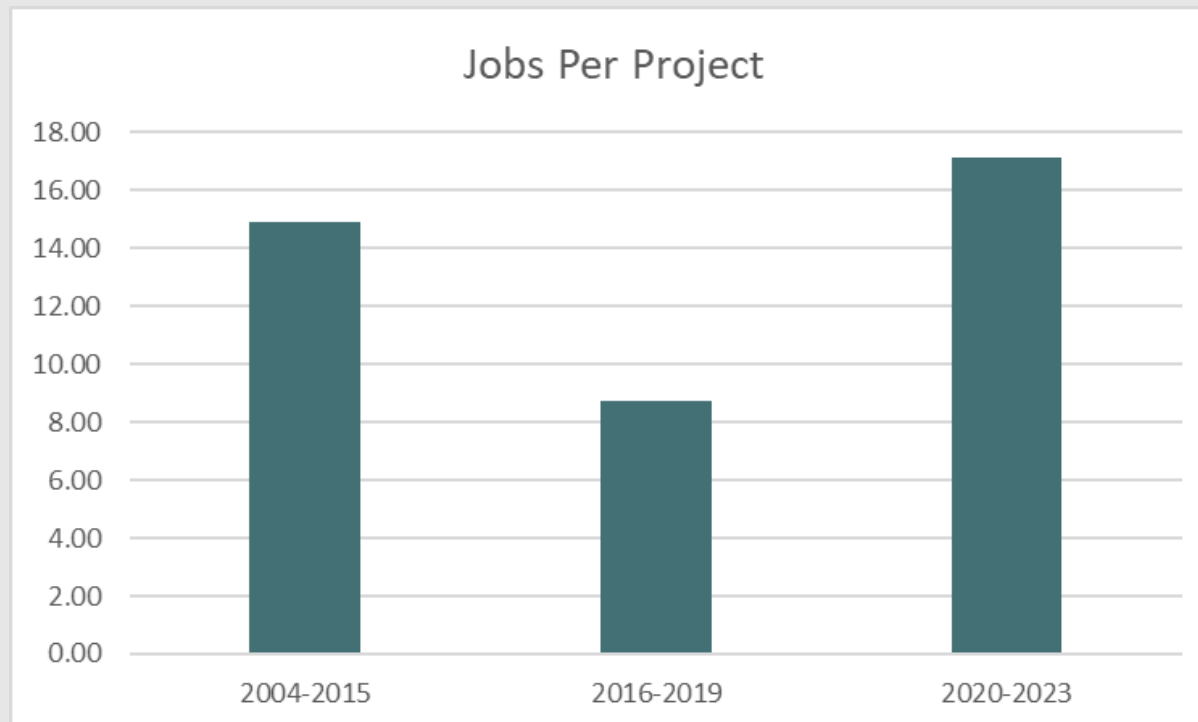
Time Range	BRC Wages (Per Hour)	Growth %	Ave. National Wages	National Growth %
2004 – 2015	\$19.43	-	\$20.12	-
2016 – 2019	\$23.44	21%	\$24.22	20%
2020 – 2023	\$31.57	35%	\$28.85	19%





Job Count Over Time

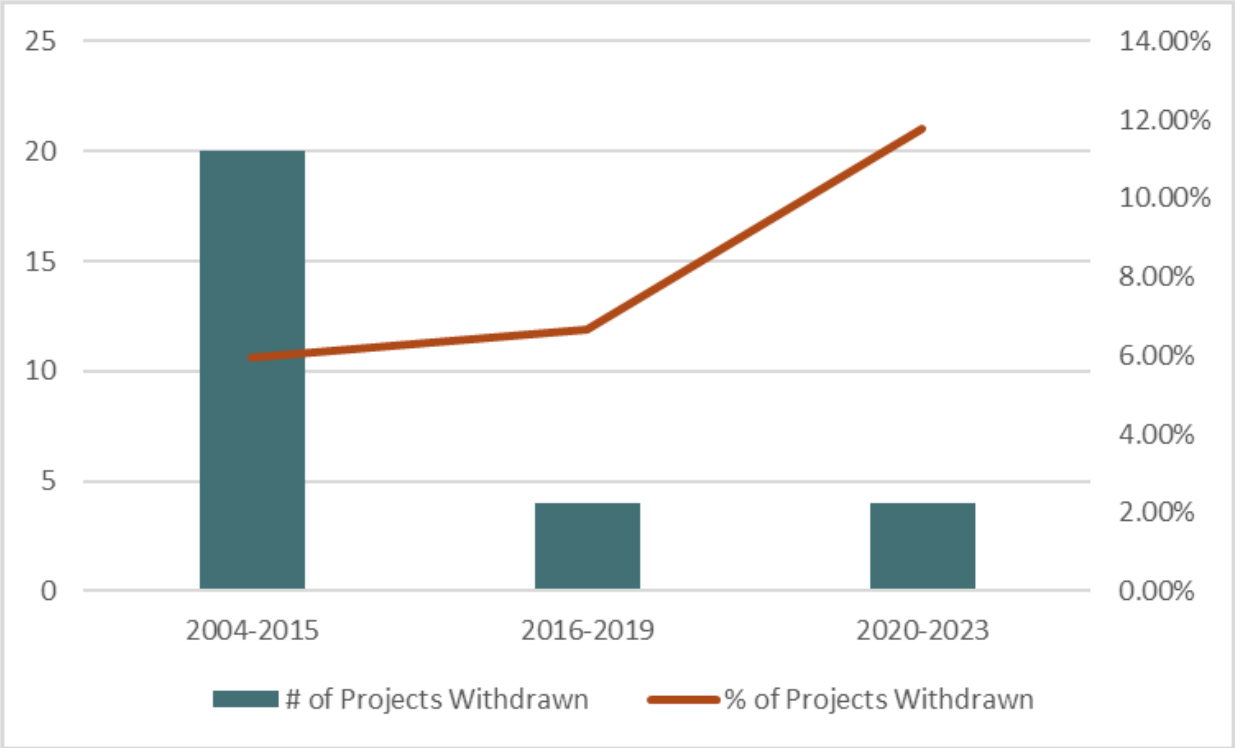
Time Range	Job Count	Projects	Jobs / Project
2004-2015	5001*	336	14.88*
2016-2019	523	60	8.71
2020-2023	582	34	17.12





Withdrawn Projects

Time Range	# of Projects Withdrawn	Average per Year	% of Projects Withdrawn
2004 - 2015	20	1.67	5.95%
2016 - 2019	4	1.00	6.67%
2020 - 2023	4	1.00	11.76%





Projects by Status

Time Range	Withdrawn	Open	Construction	Evaluation Period	Completed
2004-2015	20	0	0	7	309
2016-2019	4	0	3	34	19
2020-2023	4	2	18	8	2





Loans

25 Total BRC Loans
Total Loan Amount Awarded \$34,132,856



3 Counties



16 Towns/Cities



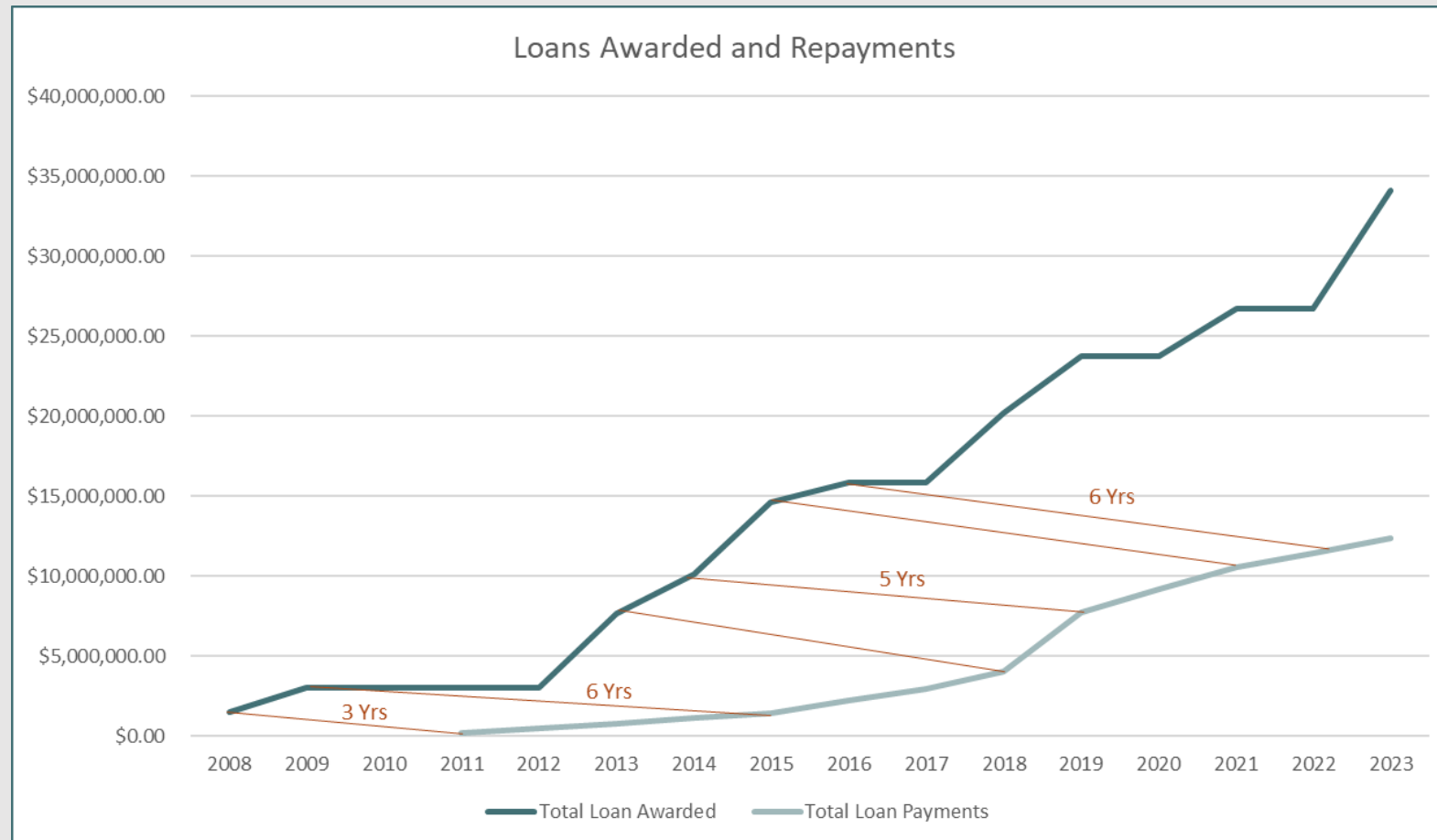
4 JPBs

Classification	Count	Percentage
Category 1	23	92%
Category 2	2	8%



Loans

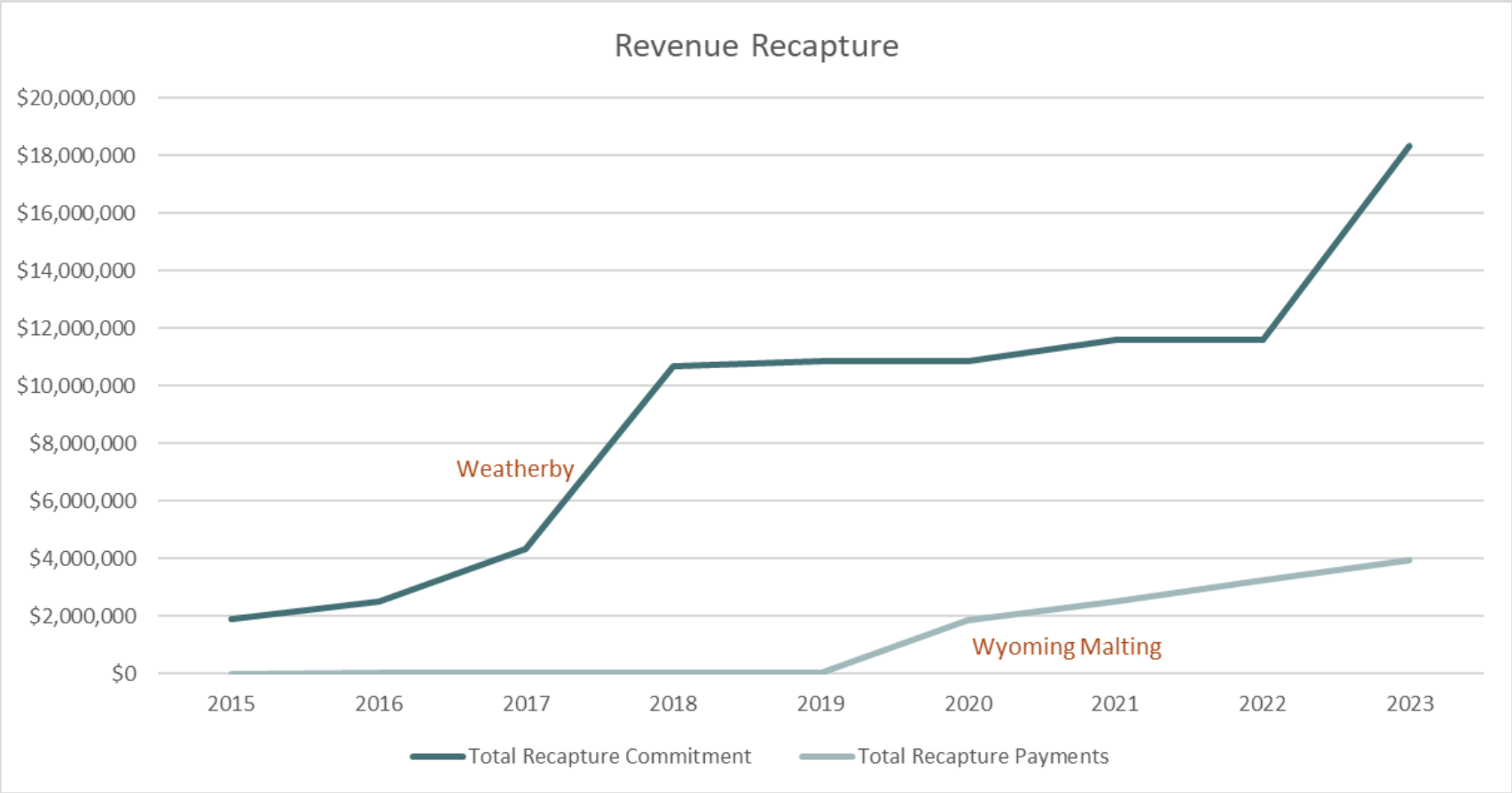
Total Loans Awarded	Total Principal Payments	Total Interest Payments	Total Payments	Outstanding Loan Amount
\$34,132,856.00	\$11,475,241.12	\$912,791.39	\$12,388,032.51	\$21,744,823.49





Revenue Recapture

State Revenue Recapture Commitment	State Revenue Recapture Payments
\$18,340,555.75	\$3,940,984.94





RECENT PROJECTS & NEXT STEPS



2020-2023 Projects List

Project Title	Grant Award	Loan Award	Grant Type	Estimated Total Project Cost	Status
Cheyenne Microsoft Project Bison	\$2,250,000.00	\$0.00	Managed Data Center Cost Reduction	\$56,711,600.00	Construction
Mills Austin Engineering Facility	\$15,000,000.00	\$5,000,000.00	Business Committed	\$42,402,165.00	Open
Laramie Project Jupiter - Plenty Unlimited Inc	\$20,000,000.00	\$0.00	Business Committed	\$27,936,810.00	Construction
VMaccel	\$2,250,000.00	\$0.00	Managed Data Center Cost Reduction	\$18,466,760.00	Construction
Southwest WY Regional Airport Terminal Modernization	\$3,000,000.00	\$0.00	Community Readiness	\$18,320,800.00	Construction
Bar Nunn Community Center and Town Hall	\$500,000.00	\$0.00	Community Enhancement	\$8,103,778.00	Construction
Cody Wyoming Legacy Meats	\$0.00	\$0.00	Business Committed	\$7,336,610.00	Withdrawn
Campbell County Pronghorn Industrial Complex	\$2,669,450.00	\$0.00	Community Readiness	\$6,569,159.00	Construction
Avalon Manufacturing Facility	\$596,449.00	\$0.00	Business Committed	\$4,609,607.00	Withdrawn
Maven Headquarters	\$3,000,000.00	\$3,000,000.00	Business Committed	\$3,633,933.00	Evaluation Period
Lyman Elevated Living Assisted Living Facility	\$1,500,000.00	\$1,500,000.00	Business Committed	\$3,380,590.00	Open
Rock Springs First Security Bank Building	\$2,917,701.00	\$0.00	Community Readiness	\$3,241,890.00	Construction
Washakie County Library & Economic Development Project	\$500,000.00	\$0.00	Community Enhancement	\$2,841,137.00	Evaluation Period
Mills Riverfront Property Preparation	\$1,919,502.00	\$0.00	Community Readiness	\$2,132,780.00	Construction
Shoshoni Business Park Sewer Infrastructure	\$1,583,419.00	\$0.00	Community Readiness	\$1,667,039.00	Construction
Meeteetse JPB Rec District Community Center	\$750,000.00	\$0.00	Community Enhancement	\$1,302,750.00	Construction
Phoslock Environmental Technologies	\$600,000.00	\$0.00	Business Committed	\$1,050,000.00	Construction



2020-2023 Projects List

Project Title	Grant Award	Loan Award	Grant Type	Estimated Total Project Cost	Status
Lander Table Mtn. Living Infrastructure	\$889,105.00	\$0.00	Community Readiness	\$987,895.00	Construction
Greybull Business Park Phase II	\$396,695.00	\$0.00	Community Readiness	\$976,820.00	Evaluation Period
Glenrock McGinley Mfg Expansion	\$0.00	\$0.00	Business Committed	\$778,970.00	Withdrawn
Red Grade Trails Project	\$500,000.00	\$0.00	Community Enhancement	\$600,000.00	Construction
Evanston - Uinta Co. WY State Hospital Redevelopment Plan	\$49,581.00	\$0.00	BRC Planning	\$537,500.00	Evaluation Period
Water and Sewer Extension Readiness Project	\$331,331.00	\$0.00	Community Readiness	\$464,080.00	Evaluation Period
Niobrara County Fairgrounds Main Building Upgrades	\$263,824.00	\$0.00	Community Enhancement	\$335,105.00	Evaluation Period
Sinclair Historic Theatre Facade	\$240,000.00	\$0.00	Community Enhancement	\$300,000.00	Construction
Hudson Kansas Ave Water Extension	\$215,513.00	\$0.00	Community Readiness	\$248,513.00	Construction
Rawlins Economic Development Plan	\$50,000.00	\$0.00	BRC Planning	\$66,667.00	Construction
Moorcroft Town Center/Community Development Plan	\$42,505.00	\$0.00	BRC Planning	\$50,000.00	Completed
Pine Bluffs Community Development/Assisted Living Study	\$43,750.00	\$0.00	BRC Planning	\$50,000.00	Evaluation Period
Evansville Community Development Plan	\$34,801.00	\$0.00	BRC Planning	\$46,667.00	Evaluation Period
Shoshoni Hotel Feasibility Study	\$17,345.00	\$0.00	BRC Planning	\$33,333.00	Completed
Newcastle Heritage Park Study	\$18,750.00	\$0.00	BRC Planning	\$31,250.00	Construction
Sheridan High Tech Park Ph-II Study	\$20,000.00	\$0.00	BRC Planning	\$26,500.00	Construction
Torrington M Lazy Heart Feed Mill	\$0.00	\$0.00	Business Committed	\$0.00	Withdrawn



Reporting Compliance

Applicant	Project	Incomplete/Missing Progress Reports
Big Horn County	Antelope Butte Mountain Recreation Area	1
Buffalo, City of	Technology Business Park	1
Campbell County Public Land Board	CAM-PLEX Heritage Center & Energy Hall Renovation & Remodel Project	2
Casper-Natrona Co Economic Development Joint Powers Board	David Street Station Phase IV (Casper Downtown Public Plaza) Project	1
Evanston, City of	Uinta Co. WY State Hospital Redevelopment Plan	1
Hudson, Town of	Kansas Ave Water Extension	1
Lander, City of	Table Mtn. Living Infrastructure	1
Pine Bluffs, Town of	Community Development/Assisted Living Study	1
Old Penitentiary JPB (Rawlins)	Frontier Prison Reuse of Historic Guard Quarters	2
Rawlins, City of	Rawlins Economic Development Plan	6
Sinclair, Town of	Historic Theatre Facade	2
Sundance, City of	Old Stoney Restoration Phase 1	1
Superior, Town of	Community and Events Facility	2



Looking Forward

Ideal Projects

- Flywheel
- Involved Early
- Shared Capital at Risk
- Balanced Benefit
- Debt to Grant Ratio
- Agreements with Accountability

Improved Process & Data Collection

BRC

